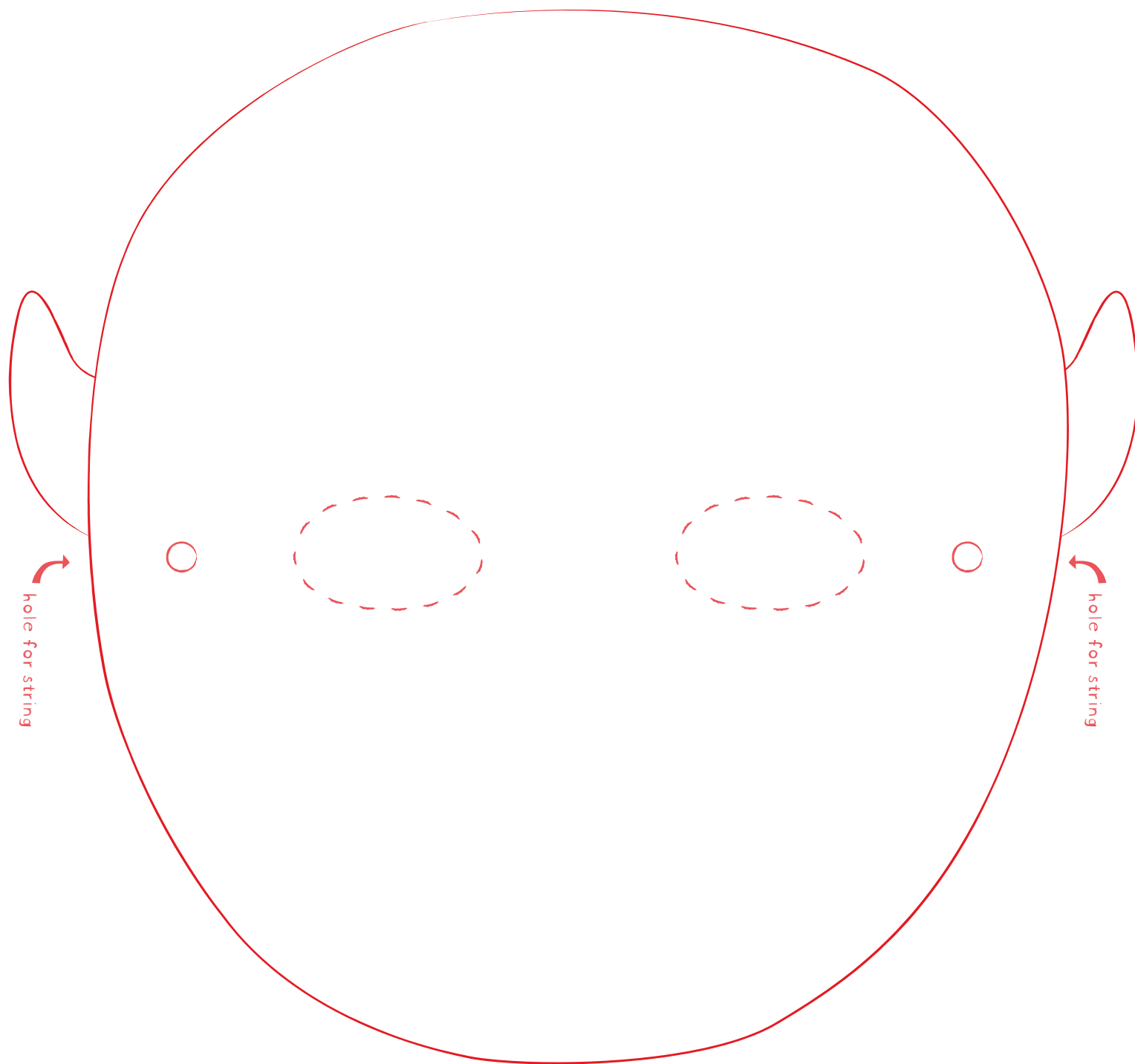


Add stickers and designs
to create your own
monster mask!


MEGA




For extra fun, carefully cut out the mask and add a hole on the left and right sides. Ask an adult to help you thread some string through each hole, and tie a knot to secure it around your head. Make sure the string is not too tight around your head or neck!

MONSTER


Decorate these scary
monster faces and use
them as inspiration for
your mask.




Robot doodle



Complete these robots, and then on the next page design your own robot mask.




Add stickers and design your mask.



For extra fun, carefully cut out the mask and add a hole on the left and right sides. Ask an adult to help you thread some string through each hole and tie a knot to secure around your head. Make sure the string is not too tight around your head or neck!





THREE WISHES

Deep in the Cave of Wonders
you discover a magic lamp.
Draw the genie that lives in the lamp.



Cut out this page, and with the help of
an adult, use a sharp pencil and a piece of sticky tack
to punch a hole through every white star.

Wait until it is dark, and then shine
a light through the piece of paper
to see your very own constellation!




MARTIAN APARTMENT

These aliens have moved to planet Earth.
Can you spot them all in this apartment block?
Use highlighters to make them stand out!



★ vacation on VENUS



Imagine that you went to Venus.
Doodle where you would stay.

